


# Reading Together

The following are ideas of books you can read together and activities that can build off of them. If you have the book available, snuggle up and get reading! If the book is not in your personal library, then check out the link provided to hear the online version and see the wonderful pictures while listening to the words. Reading together helps promote family time, bring comfort during unknown times, along with strengthening children's social, emotional, and character development.



**Book: In My Heart A Book Of Feelings**  
by Jo Witek


**Online Link:**

If you do not have the book on hand, feel free to visit this video: <https://www.youtube.com/watch?v=xIfLgHBwYx4>

**Activity Ideas:**

- \* Have your child point out the feeling they are experiencing in the book. Use the pages in the book as a jumping point to help your child express themselves. You can use colors, explain how a person's face might appear with different feelings.
- \* Sing and dance to "If You're Happy and You Know It". Substitute "happy" with a different emotion and movement. For example, "If you're mad and you know it stomp your feet" or "If you're scared and you know it say "oh no"".
- \* Draw a picture that makes you feel happy or draw a picture to share with someone else to help make them happy.






**Book: Chicka Chicka Boom Boom**  
by Bill Martin Jr. and John Archambault

**Online Link:**

If you do not have the book on hand, feel free to visit this video: <https://www.youtube.com/watch?v=VdrTXRD090U>

**Activity Ideas:**

- \* Search for the letters in your child's name in the book
- \* Using blocks available in house, build a tree (get creative with materials you can add)
- \* Go on a letter hunt around house (create a paper that they can cross off the letters when they find them. Look for the letters in your child's name or the entire alphabet)



**Book: Harold and the Purple Crayon**  
by Crockett Johnson

**Online Link:**

If you do not have the book on hand, feel free to visit this video: <https://www.youtube.com/watch?v=mKhKyZgafU4>

**\*\*This video is highly recommended to view, because the story truly comes to life!\*\***

**Activity Ideas:**

- \* Get drawing... (explore drawing with just one color, then add more)
- \* Follow the line with stickers (Adult can draw different types on lines and child can peel then place stickers to fill the line)
- \* Practice tracing (print pages with traceable shapes and lines, or simply draw shapes and lines using a light colored marker and have your child trace over them) <https://drive.google.com/file/d/>

